

UltraFire DESCENDER

**MADE IN
BRITAIN**

0800 978 8262

support@ultra-fire.co.uk

Specification



Descender Weight
7.5kg



Descender Width
520mm



Payload Capacity
160kg



1
One Person
Use



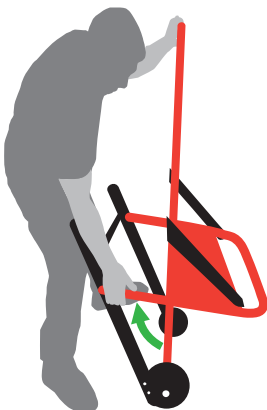
Descent
Only



Set Up

1. Standing behind the UltraFire Descender with two wheels on the ground, unbuckle the seat belt, and lift the seat frame until open, as shown in the illustration.
2. To prepare for the passenger, stand behind the UltraFire Descender, position your foot as shown and hold the handle with both hands.
3. Once seated, tilt the UltraFire Descender back slightly and manoeuvre it to the top of the stairs.

1.



2.



3.



Ensure that the seat belt is always fastened whilst the passenger is seated.


Instructions for use



Before and after each use, check the UltraFire Descender to ensure:

- The belts are free of any cracks, rips or bulges.
- No obvious damage to the framework, wheels or textiles.

If there are any defects, please contact:

 0800 978 8262

 support@ultra-fire.co.uk

Operation

1. Once at the top of stairs, tilt the UltraFire Descender back and push over the top of the stairs.
2. When on the stairs, place your hands on the top of the handle, apply downward pressure and continue descending.
3. When the wheels reach the landing or bottom of the stairs, reposition your hands, tilt forwards and push away.
4. When moving the UltraFire Descender over long distances, tilt forward, open the support stand with your foot and then lower onto all four wheels.

Storage

5. Stand behind the UltraFire Descender, tilt it forward, place your foot on the support stand and push to close.
6. Position your foot as shown and with one hand on the handle, lift the seat frame to close, keeping the belts through the frame.
7. Fasten the belt around the UltraFire Descender to secure it in place.
8. If using the wall hooks (additional accessory), hang the UltraFire Descender on the stabilising bar.
9. Place the dust cover (additional accessory) over the UltraFire Descender.

Accessories

Accessories are not supplied as standard and may be purchased separately from UltraFire.

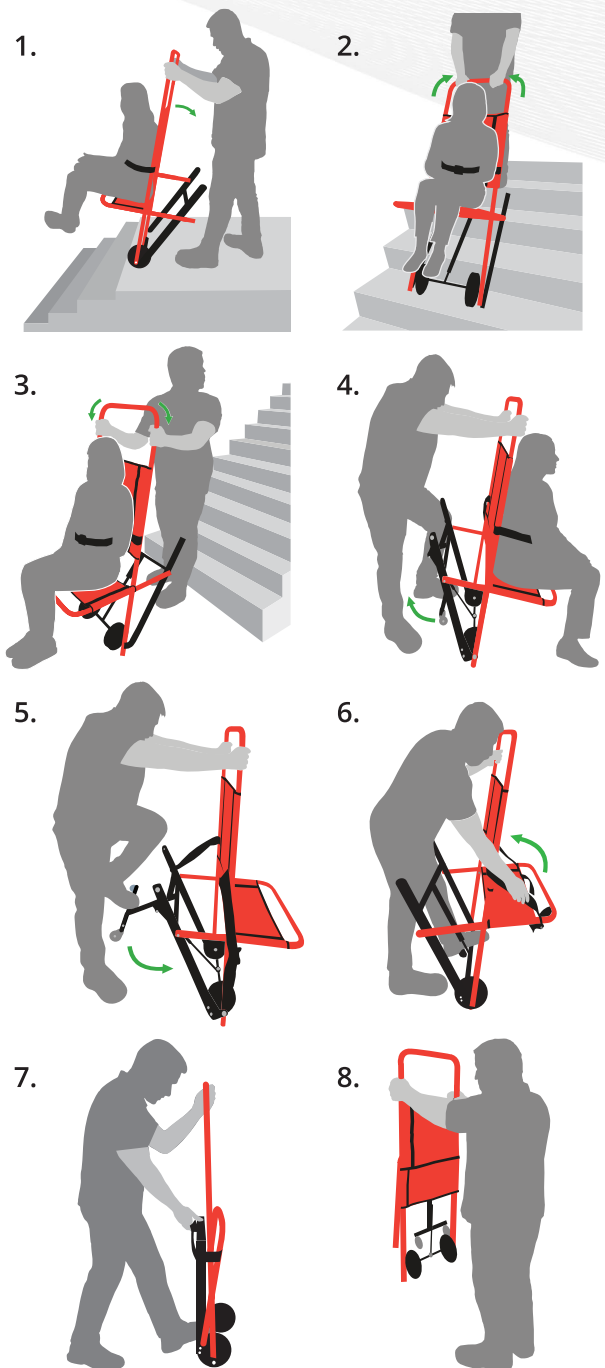
Wall Hooks	Photoluminescent Sign
Stand	Dust Cover

Training & Maintenance

This user guide does not replace the requirement for formal training.

Formal training should be given to operators and refreshed regularly.

The UltraFire Descender should be serviced annually in accordance with the Fire Safety Order and PUWER (Provision and Use of Work Equipment Regulations).



To book or enquire about training or servicing, please call **0800 978 8262** or email support@ultra-fire.co.uk

Scan for more information:

